

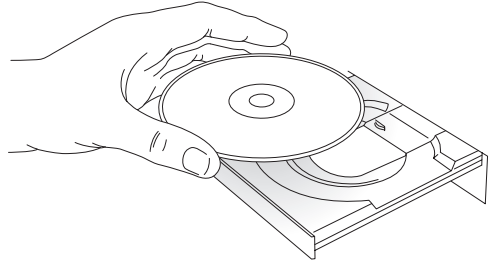
# Installing U.are.U® Personal

To install U.are.U Personal on your Windows 98, Me or XP PC, locate the U.are.U Personal CD and the U.are.U Finger Sensor and follow the instructions on this card.

1

## Insert the CD

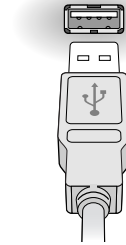
Insert the U.are.U Personal CD in your CD-ROM drive. When the installation wizard launches, follow the on-screen instructions.



2

## Plug in the Sensor

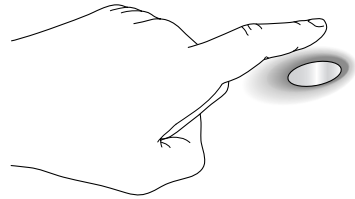
After you have restarted your PC and logged on to your Windows user account, plug the sensor in a USB port. Windows will locate the driver software on the CD and install it automatically.



3

## Touch the Sensor

When the sensor lights up, you can register a finger to use with U.are.U Personal. Touch the sensor to launch the Finger Registration Wizard; follow the on-screen instructions.



Congratulations!

You successfully installed U.are.U Personal. To get started, use the One Touch™ Menu for quick access to U.are.U Personal applications and online help by touching the sensor with any registered finger.



# Welcome to U.are.U® Personal

U.are.U Personal provides the software and hardware you need to replace your passwords with the touch of a finger. With U.are.U Personal, you can log on to your Windows 98, Me or XP PC user account simply by touching the U.are.U Finger Sensor.

U.are.U Personal also comes with two convenient and powerful applications. With One Touch™ Internet, you'll never have to remember another password for web sites and applications. One Touch Crypto adds heightened security to your PC by allowing you to encrypt files using your finger as your password.

---

## Built-in Support

The U.are.U Personal software provides these built-in support options.

### Online Help

Online Help is accessible from the One Touch Menu, as well as various locations in the One Touch Internet and One Touch Crypto applications. It provides readily accessible, on-screen instructions for using U.are.U Personal applications.

### Product Guide

The guide supplies the same information as the online help in both printed and PDF form. The PDF file is located on the CD; the printed guide is provided with the product.

Adobe Acrobat 4.0 or higher is required to view the PDF file and is downloadable on the web at <http://www.adobe.com>.

## Web Support

Visit the support section on the DigitalPersona web site at [www.digitalpersona.com](http://www.digitalpersona.com), where FAQs, online technical support forms and more are provided.

## Other U.are.U Solutions

Other U.are.U products include:

### U.are.U Pro

For corporate networks. Replace passwords, save money and raise security.

### U.are.U Online

For Internet application developers. Secure online account access with U.are.U.

## Protecting Your Privacy

U.are.U helps people and businesses protect sensitive information with ease. You no longer need to rely on remembering passwords or PINs, ("something you know") or carrying smart cards with you ("what you own"), which can easily be retrieved and used by others.

Our fingerprint recognition technology verifies "who you are," with a simple touch of your finger. When you touch the sensor, U.are.U performs a match between the template extracted from that finger image and the templates derived from your registered fingers. Your finger image is never stored and cannot be recreated from the templates. The templates are encrypted and securely stored on your PC. U.are.U is also built with end-to-end security, with encrypted communications between sensor and recognition software.